



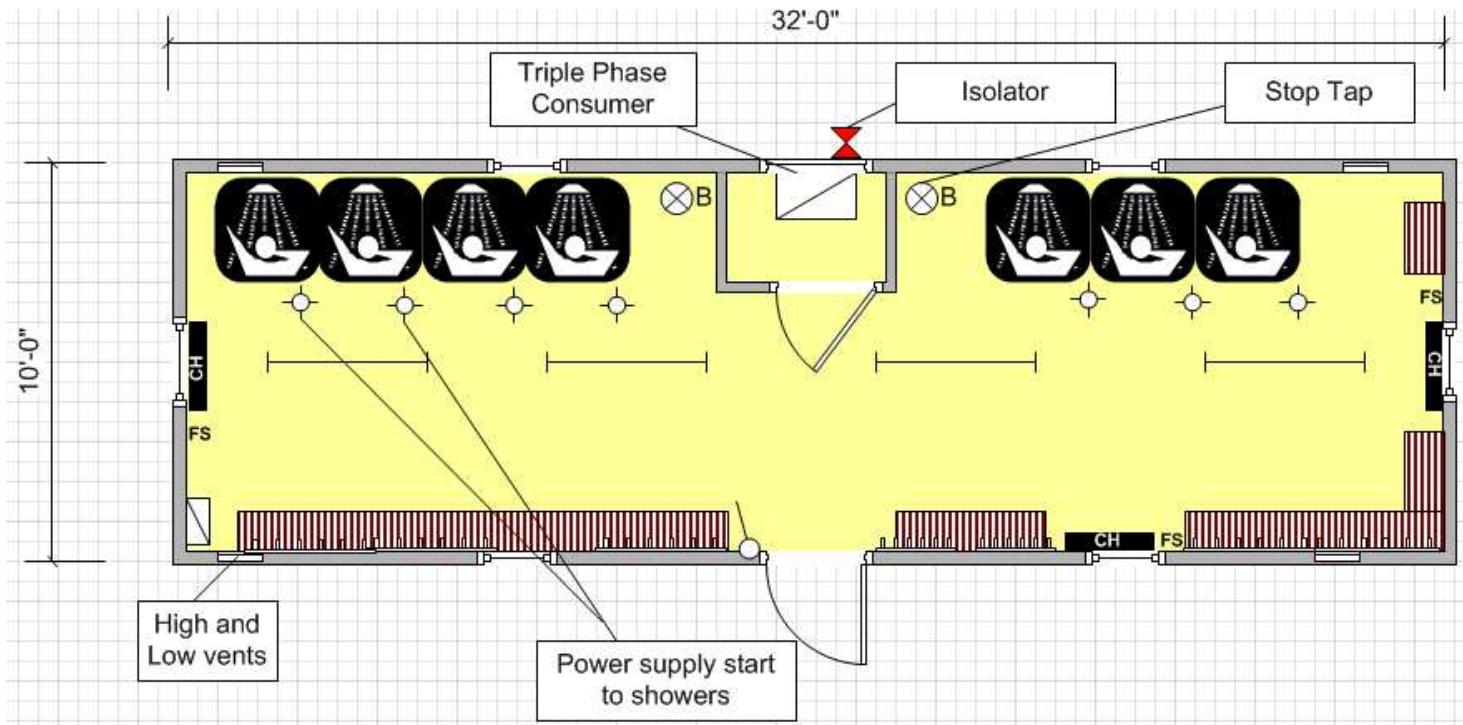
RS 1616

32' x 10' FLAT STEEL ANTI VANDAL SHOWER BLOCK

























Flat steel block with 7 no. individual showers with own tray and good quality inward opening doors. Communal drying area complete with moisture resistant fluorescent lighting, convactor heating, benches and vinyl flooring. Triple phase electrical supply required.

£6395.00 + VAT

Unit Information



Key

	Carpet Tiles		Vinyl Flooring
	Florescent Light		Cat 2 Light
	Consumer Unit		Light Switch
	Water Heater		Bulkhead Light
	Single Switch Socket		Double Switch Socket
	Convactor Heater		Guarded Tubular Heater
	Fan Heater		Fused Spur
	Kitchen Sink		Worktop
	Double Sink		Urinal
	Hand Basin		Toilet
	Door		Aperture
	Window		Jackleg

Specification:

Doors: 1no. External outward opening doors.

Windows: 6no. Top hung high line windows with external guards.

Lighting: 4no. Fluorescent lights

Power: 3 Phase
7no. individual shower power pull cords

Heating: 3no. Convactor Heaters.

Floor Coverings: Vinyl

Wall Coverings: Vinyl faced ply.

Ceiling Coverings: Mono White vinyl faced ply

Other Information: Exterior wall: Flat steel

Lights & heating – single phase

7 no. Showers- triple phase