



RS1765

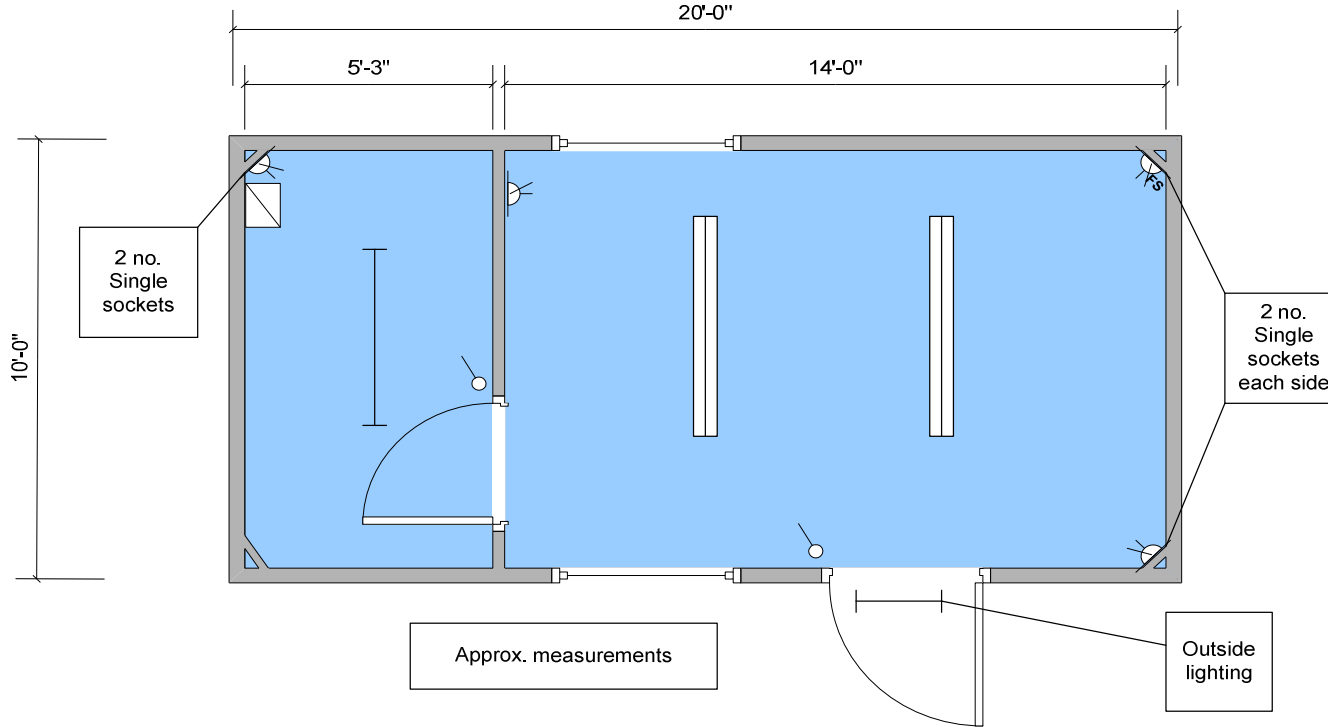
20' x 10' FLAT STEEL SALES SUITE

























Good condition sales suite partitioned to form office/store room or potential toilet. Internally consisting of power, CAT 2 to office and fluorescent lighting to store, carpet throughout and full length picture windows opposite each other. Heating to be fitted.

EX LYDNEY MODULAR

£3995.00 + VAT

Unit Information



Key			
	Carpet Tiles		Vinyl Flooring
	Florescent Light		Cat 2 Light
	Consumer Unit		Light Switch
	Water Heater		Bulkhead Light
	Single Switch Socket		Double Switch Socket
	Convector Heater		Guarded Tubular Heater
	Fan Heater		Fused Spur
	Kitchen Sink		Worktop
	Double Sink		Urinal
	Hand Basin		Toilet
	Door		Aperture
	Window		Jackleg

Specification:

Doors: 1 no. External outward opening door with multi point locking system and small vision panel

1 no. Internal door

Windows: 2 no. Full length picture windows

Lighting: 2 no. CAT 2 lights
1 no. Fluorescent light with defuser
1 no. External light

Heating: To be fitted

Floor Coverings: Carpet

Wall Coverings: Painted flat steel

Ceiling Coverings: Painted flat steel

Power: 6 no. Single sockets
1 no. Double socket

Consumer Unit: 1 no. Consumer unit

Other Information: Exterior wall: Flat Steel

Approx Measurements